



**Operation Manual**  
***Mistral 4000***

**aquarium membrane air pump with a maximum capacity of 4000 l/h(c.1000 gph)**

In purchasing this unit you have selected a top quality product. It has been specifically designed for aquarium use and has been tested by experts. This unit will efficiently meet the air supply requirements of most types of aquarium.

## 1. Features

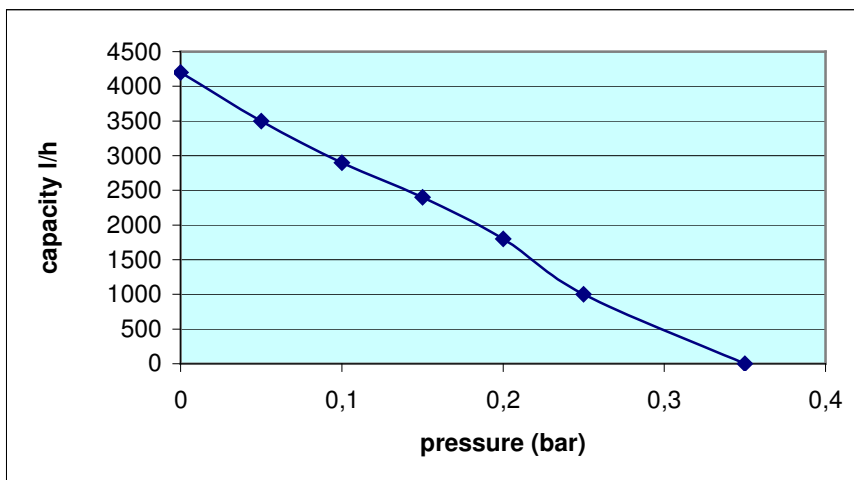
The **Mistral** membrane air pumps are designed for universal use. The housing is made from cast aluminium and this, combined with the magnetic control system and the vibration reducing rubber feet, results in exceptionally quiet operation.

### IMPORTANT NOTE:

The pump must only be operated at the correct voltage (see type label)

## 2. Technical Data

	<b>Mistral 4000</b>
Power requirements	230 volts~ 50 Hz
Power uptake	35 watts
Maximum capacity	4000 litre/hour, (c.1000gph)
Capacity at 1 m (3ft) depth (100 mbar, 1.45 psi)	2900 litres/hour ( 750 gph)
Maximum pressure	>300 mbar, 4.35 psi
Connection pressure side	air tube 12 mm ( ½")
Cable length	3m
Weight	5.6 kg (c.12.4 lbs)
Housing	cast aluminium



1: Capacity of the Mistral 4000

## 3. Connections

The pump is connected to the equipment it supplies with aquarium air line (12 mm, ½"). If ozone is to be used, ozone resistant tubing (e.g. silicone) must be used after the ozoniser.

## 4. Installation

The pump should be positioned in a dry place. Care should be taken to ensure that water cannot enter the pump when, for instance, it is switched off for aquarium maintenance or during a power failure. There are two methods of installation:

- above the water level – see fig. A below
- below the water level. In this case a reliable non-return valve must be fitted in the air line. – see fig. B below

Ensure that the power plug can be easily reached at all times.

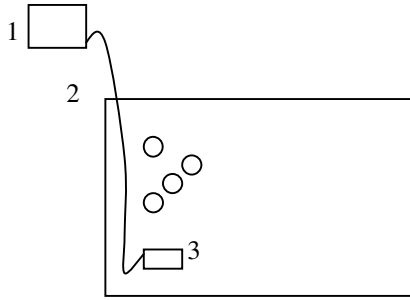


fig. A

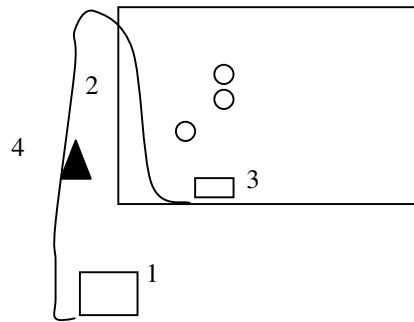


fig. B

1 Mistral 4000 2 Aquarium 3 Air stone 4 Non return valve

**Security advise:**

The pump is constructed for indoor use only. Before working at the pump, the power plus has to be removed. The connection cable and the power plug may not be changed. If the power cable is damaged, the pump may not be used any more.

**5. Maintenance/Cleaning**

The pump is constructed for long-term low maintenance operation. The only item requiring regular attention is the air filter. The air filter is positioned at the top of the pump. This cotton filter has to be changed at regular intervals dependant on the quality of the ambient air. To change the filter, undo the securing screw, remove the plastic cap, remove the contaminated filter pad, fit a genuine AB Aqua Medic replacement and replace the cap, finally replacing the securing screw.

In case of a decrease in air capacity that is not remedied by replacing the air filter it will be necessary to replace the membrane and the steel spring inside the pump. These spares are available from your approved AB Aqua Medic GmbH retailer.

**6. Warranty**

Should any defect in material or workmanship be found within 12 months of the date of purchase AB Aqua Medic GmbH undertakes to repair or, at our option, replace the defective part free of charge – always provided the product has been installed correctly, is used for the purpose that was intended by us, is used in accordance with the operating instructions and is returned to us carriage paid. The warranty term is not applicable on the all consumable products.

Proof of Purchase is required by presentation of an original invoice or receipt indicating the dealer's name, the model number and date of purchase, or a Guarantee Card if appropriate. This warranty may not apply if any model or production number has been altered, deleted or removed, unauthorised persons or organisations have executed repairs, modifications or alterations, or damage is caused by accident, misuse or neglect.

We regret we are unable to accept any liability for any consequential loss.

Please note that the product is not defective under the terms of this warranty where the product, or any of its component parts, was not originally designed and / or manufactured for the market in which it is used.

These statements do not affect your statutory rights as a customer.

If your AB Aqua Medic GmbH product does not appear to be working correctly or appears to be defective please contact your dealer in the first instance.

Before calling your dealer please ensure you have read and understood the operating instructions. If you have any questions your dealer cannot answer please contact us.

Our policy is one of continual technical improvement and we reserve the right to modify and adjust the specification of our products without prior notification.

**AB AQUA MEDIC GmbH - Gewerbepark 24 - 49143 Bissendorf/Germany**

- Technical changes reserved -