



AQUA MEDIC
Operation Manual
Mistral 2000

Aquarium membrane air pump with a maximum capacity of 2500 l/h(c.625 gph)

In purchasing this unit, you have selected a top quality product. It has been specifically designed for aquarium use and has been tested by experts. This unit will efficiently meet the air supply requirements of most types of aquarium.

1. Features

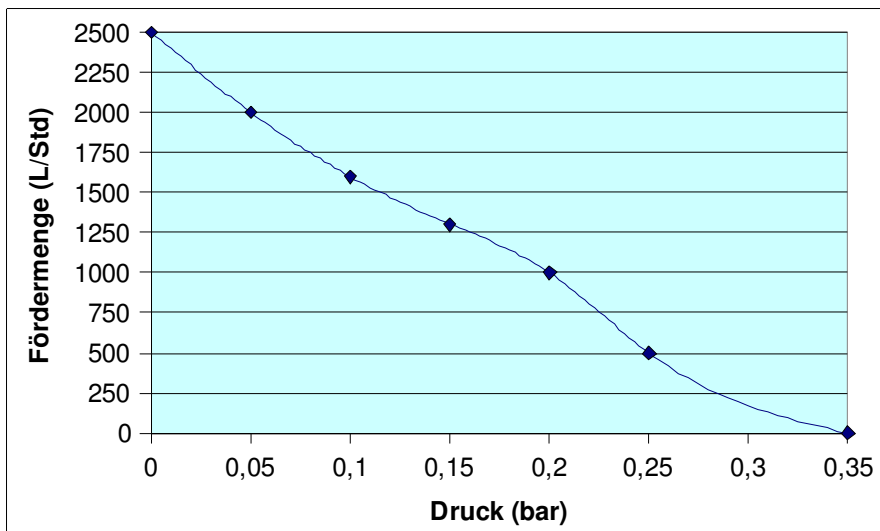
The **Mistral** membrane air pumps are designed for universal use. The housing is made from cast aluminium and this, combined with the magnetic control system and the vibration reducing rubber feet, results in exceptionally quiet operation.

IMPORTANT NOTE:

The pump must only be operated at the correct voltage (see type label).

2. Technical Data

	Mistral 2000
Power requirements:	220/240 volts~ 50/60 Hz
Power uptake:	25 watts
Maximum capacity:	2,500 litre/hour, (approx. 625 gph)
Capacity at 1 m (3ft) depth (100 mbar, 1.45 psi)	1,600 litres/hour (400 gph)
Maximum pressure :	>300 mbar, 4.35 psi
Connection pressure side:	air tube 12 mm (1/2")
Cable length:	3 m
Weight:	3,5 kg (7,8 lbs)
Housing:	cast aluminium



Capacity of the Mistral 2000

3. Connections

The pump is connected to the equipment it supplies via an air hose (12 mm, 1/2"). If ozone is to be used, ozone resistant tubing (e. g. silicone) must be used. When operating several consumers the distributor provided can be used. 10 consumers can be attached via a 6/4 aquarium air hose.

4. Installation

The pump should be positioned in a dry place. Care should be taken to ensure that water cannot enter the pump when, for instance, it is switched off for aquarium maintenance or during a power failure. There are two methods of installation:

above the water level – see fig. A below

- below the water level. In this case a reliable non-return valve must be fitted in the air line. – see fig. B below

Ensure that the power plug can easily be reached at any time.

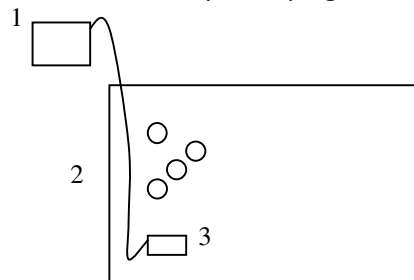


Fig. A

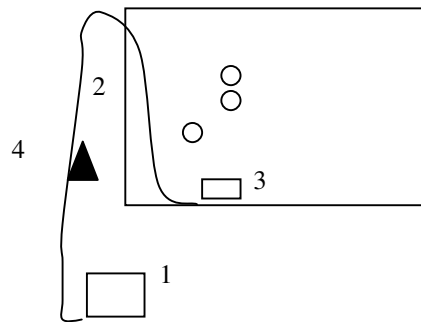


Fig. B

1. Mistral 4000

2. Aquarium

3. Air stone

4. Non-return valve

Security advise:

The pump is constructed for indoor use only. Before working at the pump, the power plug has to be taken from the mains. The connection cable and the power plug may not be changed. If the power cable is damaged, the pump may not be used any more.

5. Maintenance/Cleaning

The pump is constructed for long-term low maintenance operation. The only item requiring regular attention is the air filter. The air filter is positioned at the top of the pump. This cotton filter has to be changed at regular intervals depending on the quality of the ambient air. To change the filter, undo the securing screw, remove the plastic cap, remove the contaminated filter pad, fit a genuine AB Aqua Medic replacement and replace the cap, finally replacing the securing screw.

In case of a decrease in air capacity that is not remedied by replacing the air filter, it will be necessary to replace the membrane and the steel spring inside the pump. These spares are available from your approved AB Aqua Medic GmbH retailer.

6. Warranty

Should any defect in material or workmanship be found within 12 months of the date of purchase AB Aqua Medic GmbH undertakes to repair or, at our option, replace the defective part free of charge – always provided the product has been installed correctly, is used for the purpose that was intended by us, is used in accordance with the operating instructions and is returned to us carriage paid. The warranty term is not applicable on the all consumable products.

Proof of Purchase is required by presentation of an original invoice or receipt indicating the dealer's name, the model number and date of purchase, or a Guarantee Card if appropriate. This warranty may not apply if any model or production number has been altered, deleted or removed, unauthorised persons or organisations have executed repairs, modifications or alterations, or damage is caused by accident, misuse or neglect.

We regret we are unable to accept any liability for any consequential loss.

Please note that the product is not defective under the terms of this warranty where the product, or any of its component parts, was not originally designed and / or manufactured for the market in which it is used. These statements do not affect your statutory rights as a customer.

If your AB Aqua Medic GmbH product does not appear to be working correctly or appears to be defective please contact your dealer in the first instance.

Before calling your dealer please ensure you have read and understood the operating instructions. If you have any questions your dealer cannot answer please contact us.

Our policy is one of continual technical improvement and we reserve the right to modify and adjust the specification of our products without prior notification.

AB AQUA MEDIC GmbH - Gewerbepark 24 - 49143 Bissendorf/Germany

- Technical changes reserved -